

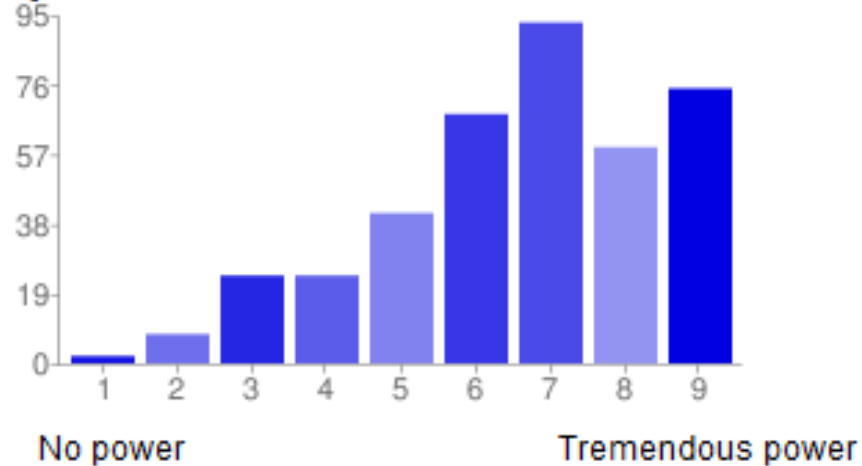


# Membership Survey July, 2010



# Our Power

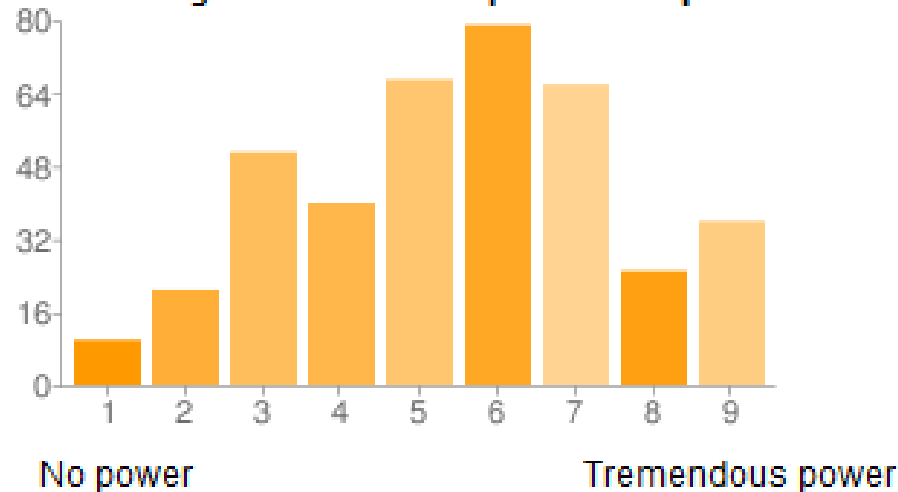
To what degree do PHYSICIANS and MEDICAL STUDENTS have power to improve the health care system?



|                     |    |     |
|---------------------|----|-----|
| 1 -No power         | 2  | 1%  |
| 2                   | 8  | 2%  |
| 3                   | 24 | 6%  |
| 4                   | 24 | 6%  |
| 5                   | 41 | 10% |
| 6                   | 68 | 17% |
| 7                   | 93 | 23% |
| 8                   | 59 | 15% |
| 9 -Tremendous power | 75 | 19% |

# Personal Power

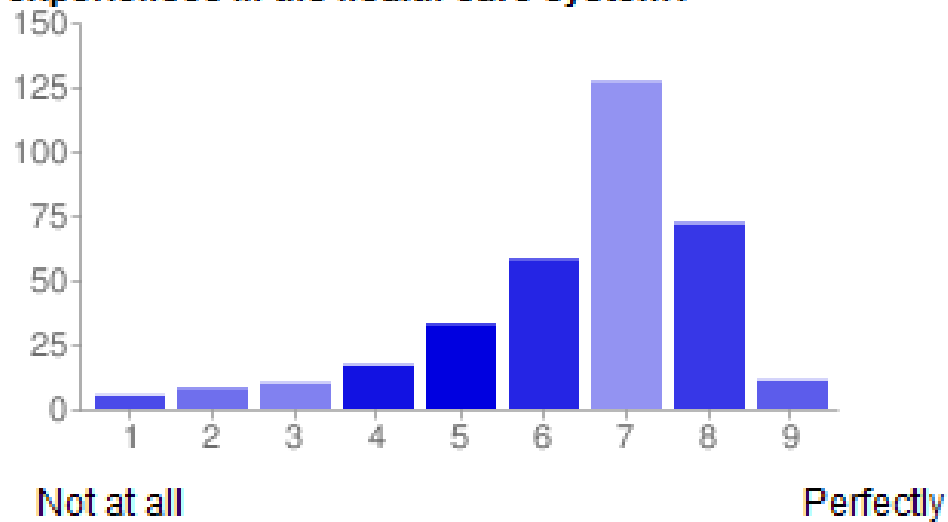
To what degree do YOU have power to improve the health care system?



|                     |    |     |
|---------------------|----|-----|
| 1 -No power         | 10 | 3%  |
| 2                   | 21 | 5%  |
| 3                   | 51 | 13% |
| 4                   | 40 | 10% |
| 5                   | 67 | 17% |
| 6                   | 79 | 20% |
| 7                   | 66 | 17% |
| 8                   | 25 | 6%  |
| 9 -Tremendous power | 36 | 9%  |

# Reflection of Experiences

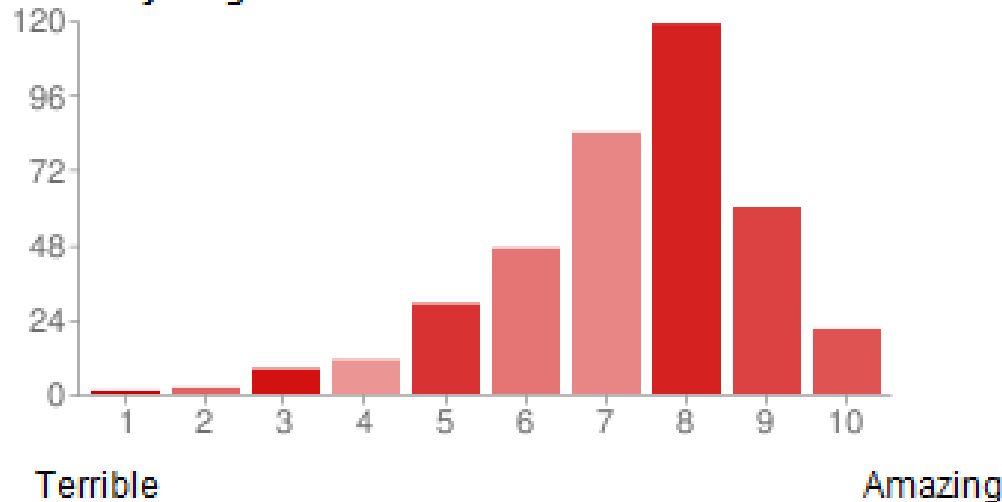
To what degree have Doctors for America actions and communications reflected your experiences in the health care system?



|                |     |     |
|----------------|-----|-----|
| 1 - Not at all | 5   | 1%  |
| 2              | 8   | 2%  |
| 3              | 10  | 3%  |
| 4              | 17  | 4%  |
| 5              | 33  | 8%  |
| 6              | 58  | 15% |
| 7              | 127 | 32% |
| 8              | 72  | 18% |
| 9 - Perfectly  | 11  | 3%  |

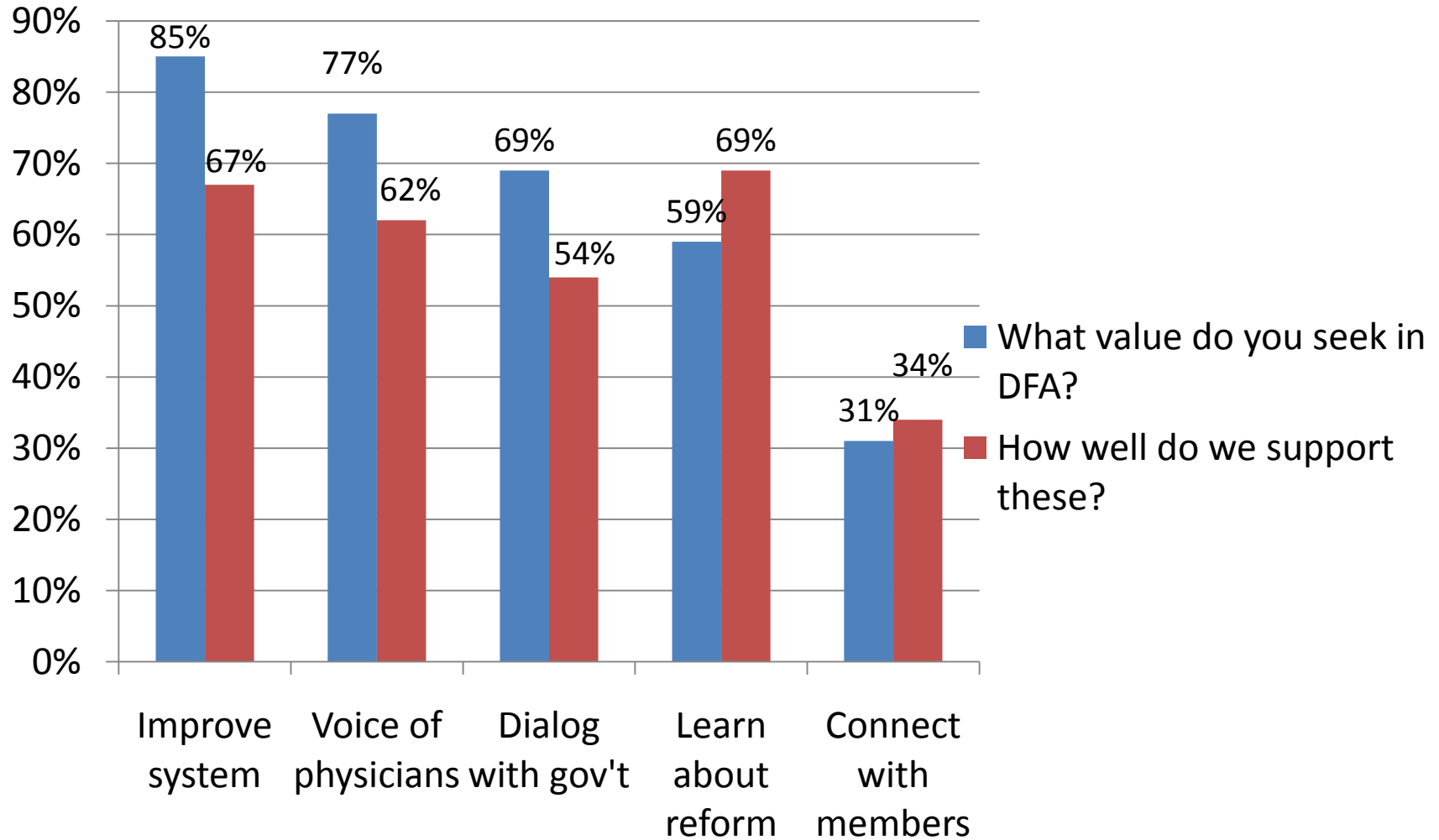
# Global Assessment

What is your global assessment of Doctors for America?

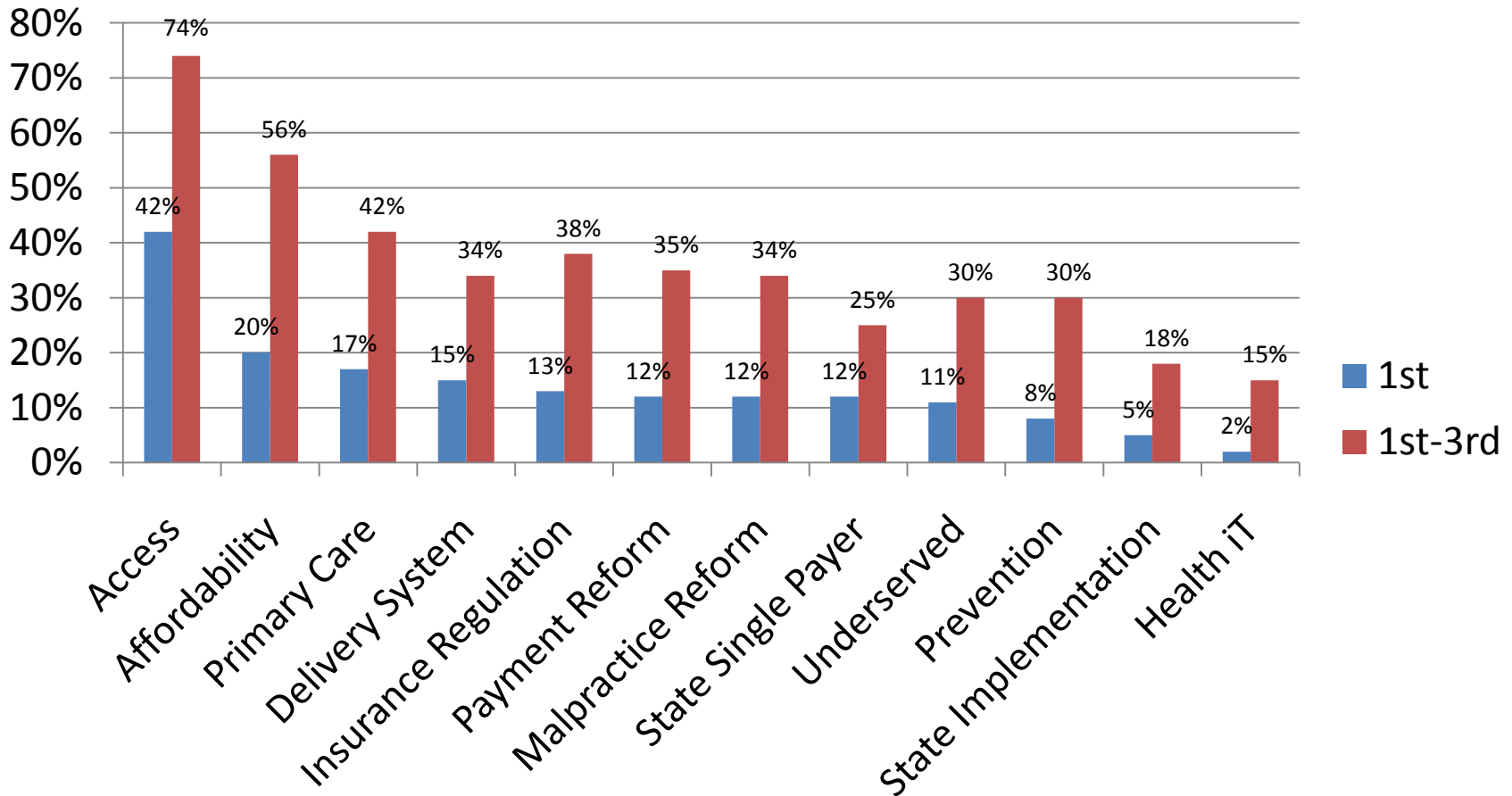


|              |            |     |
|--------------|------------|-----|
| 1 - Terrible | <b>1</b>   | 0%  |
| 2            | <b>2</b>   | 1%  |
| 3            | <b>8</b>   | 2%  |
| 4            | <b>11</b>  | 3%  |
| 5            | <b>29</b>  | 7%  |
| 6            | <b>47</b>  | 12% |
| 7            | <b>84</b>  | 21% |
| 8            | <b>119</b> | 30% |
| 9            | <b>60</b>  | 15% |
| 10 - Amazing | <b>21</b>  | 5%  |

# DFA

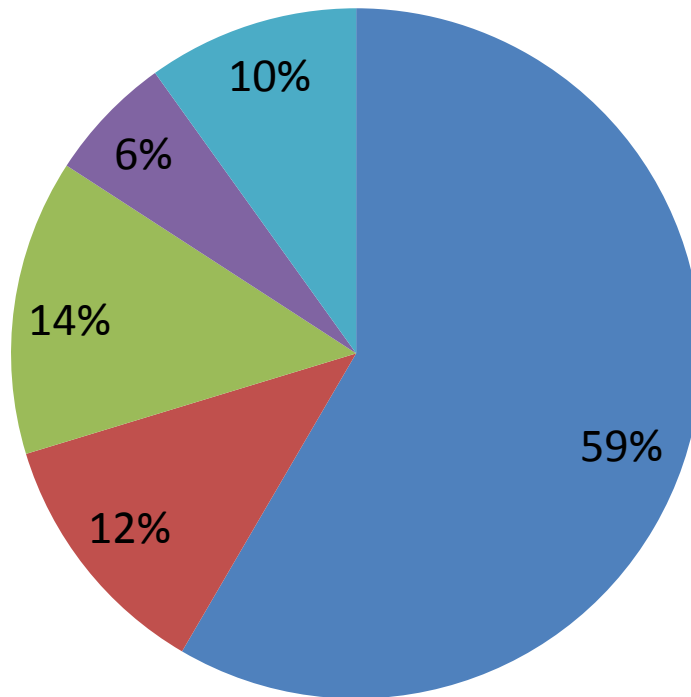


# The Issues



# About Members

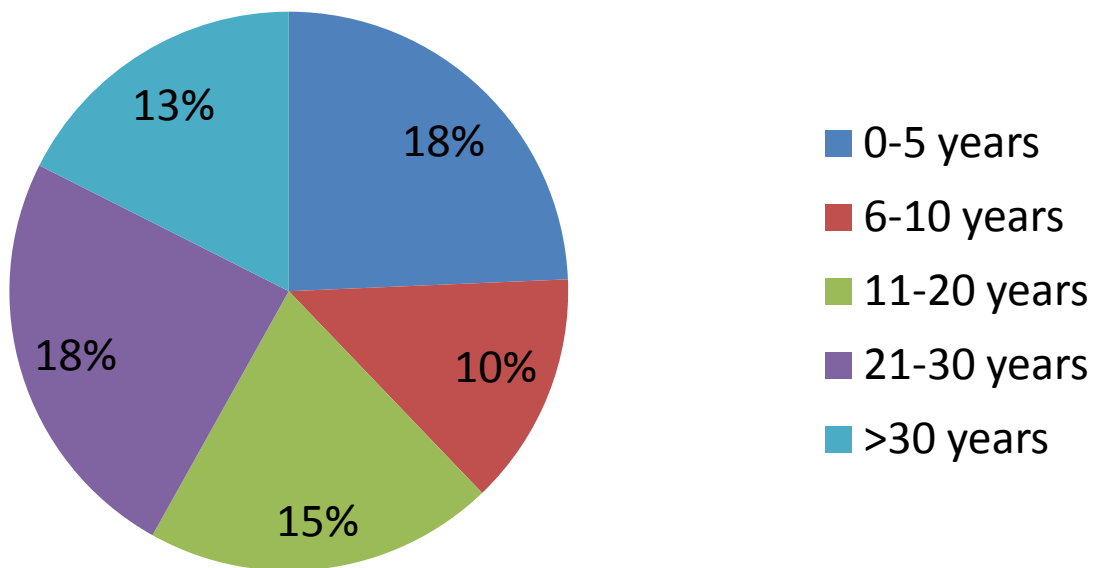
What are you?



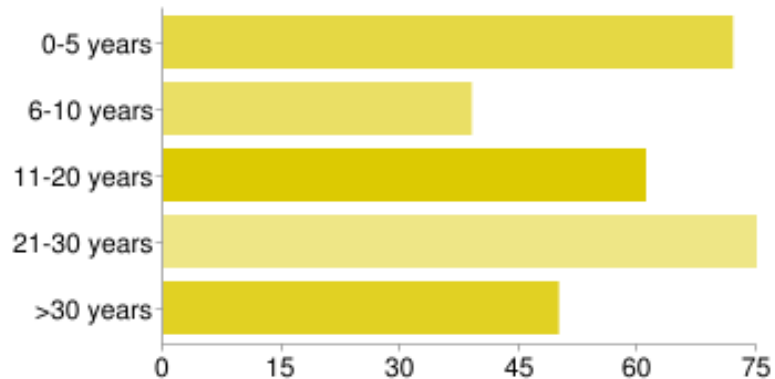
- Attending
- Resident/Fellow
- Medical Student
- Retired or Non-Practicing
- Other



## Years in Practice (excluding training)

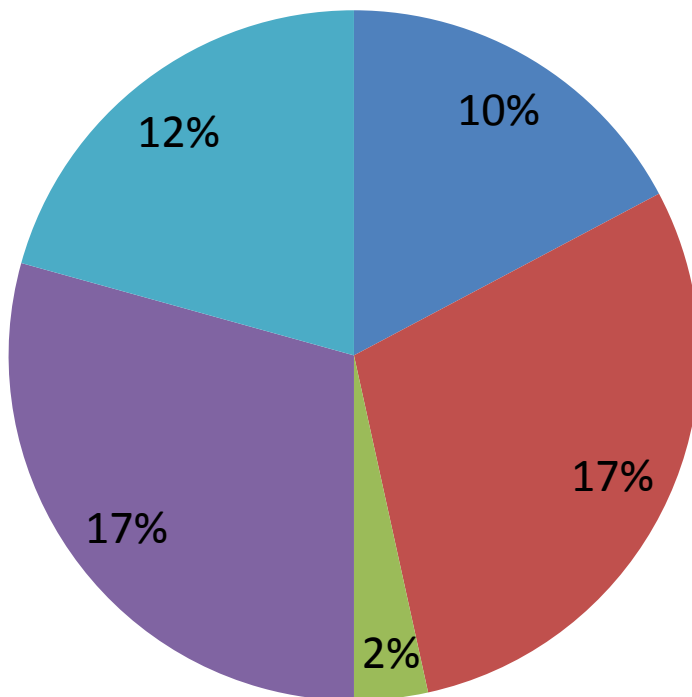


## Years in Practice (excluding training)



|             |           |     |
|-------------|-----------|-----|
| 0-5 years   | <b>72</b> | 18% |
| 6-10 years  | <b>39</b> | 10% |
| 11-20 years | <b>61</b> | 15% |
| 21-30 years | <b>75</b> | 19% |
| >30 years   | <b>50</b> | 12% |

## Practice Setting (attending and retired physicians)



■ Solo Private Practice

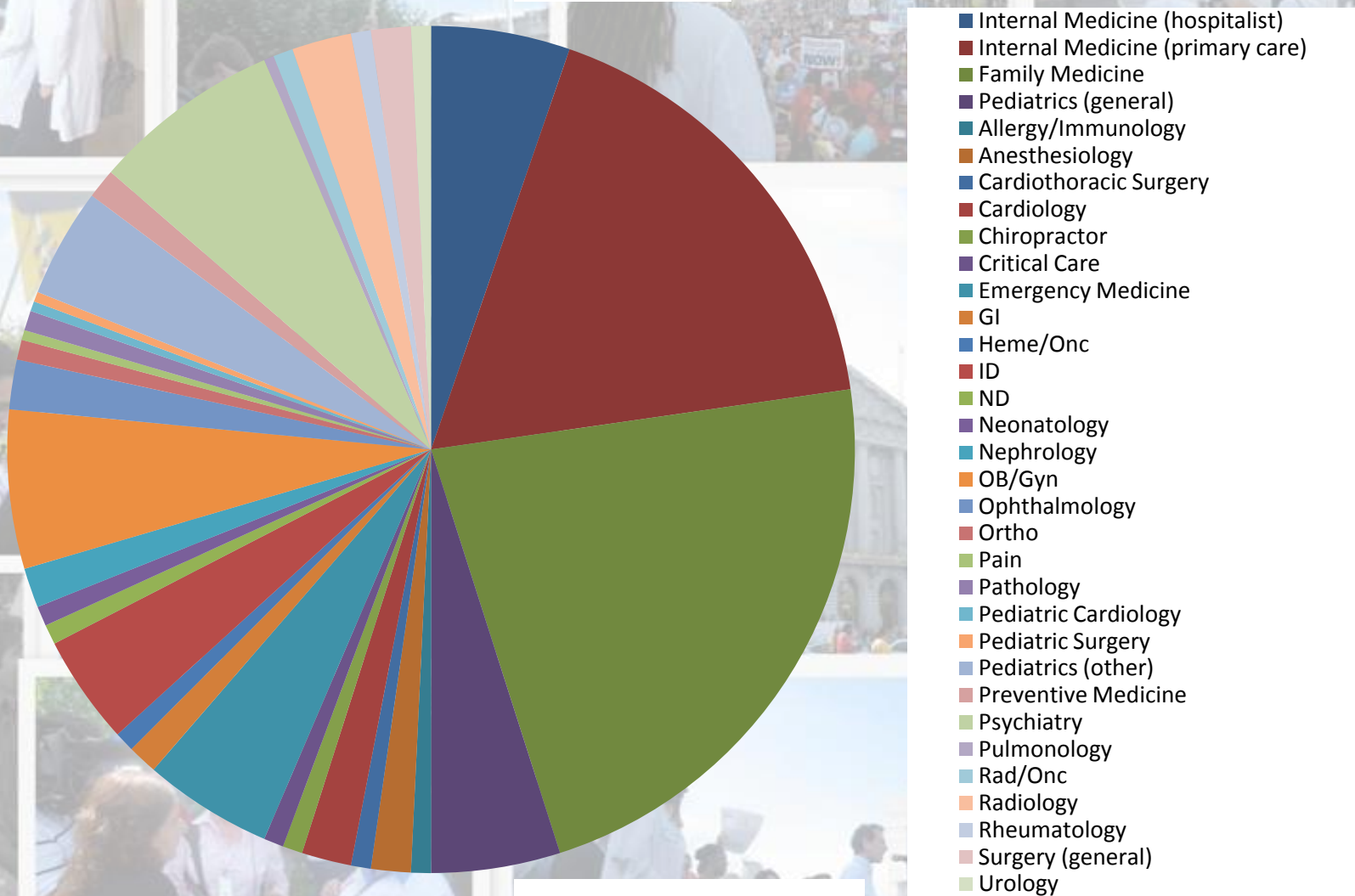
■ Group Practice

■ HMO

■ Integrated Hospital System

■ Hospital-Based Practice

# Specialty



~50% Primary Care  
~50% Specialists